

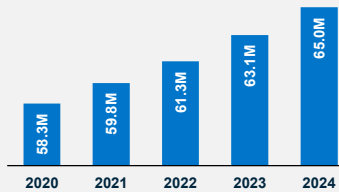


Gulf Underwriters Insurance Company

Insurer Financial Report
2024 | Annual

FEIN: 56-1371361
NAIC: 42811
A.M.Best: A++
State of Domicile: Connecticut
Main Office: Hartford, CT
Parent: The Travelers Indemnity Co.
Incorporation Date: 5/23/1983
Website: www.travelers.com

Capital & Surplus



Comments / Notes

- Co participates in an intercompany quota share reinsurance agreement. Co cedes 100% of premium to its parent co.

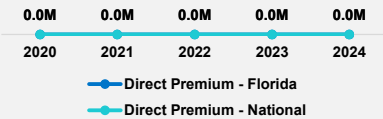
- All IRIS ratios are within the usual range.

| Financial Highlights | 2024 | 2023 | % Change | 2022 | 2021 | 2020 |
|---|------------|------------|----------|------------|------------|------------|
| Total Admitted Assets | 65,048,404 | 63,305,225 | 2.8% | 61,295,629 | 59,873,275 | 58,360,871 |
| Total Liabilities | 18,858 | 211,578 | -91.1% | 41,732 | 123,034 | 45,590 |
| Capital & Surplus | 65,029,546 | 63,093,647 | 3.1% | 61,253,897 | 59,750,241 | 58,315,282 |
| Premiums and Agent's Balances | 33,852 | 33,828 | 0.1% | 30,537 | 0 | 0 |
| Losses | 0 | 0 | NM | 0 | 0 | 0 |
| Loss Adjustment Expenses | 0 | 0 | NM | 0 | 0 | 0 |
| Underwriting Gain/Loss | 0 | 0 | NM | 0 | 0 | 0 |
| Net Income (Loss) After Tax | 1,931,739 | 1,820,234 | 6.1% | 1,544,467 | 1,429,250 | 1,515,376 |
| Cash Flow from Operations | 2,978,639 | 1,826,215 | 63.1% | 1,639,477 | 1,843,212 | 2,434,790 |
| Unrealized Capital Gains (Losses) | 18,151 | 20,102 | -9.7% | (38,253) | 0 | 0 |
| Gross Premium | 0 | 0 | NM | 0 | 0 | 0 |
| Net Premium | 0 | 0 | NM | 0 | 0 | 0 |
| Direct Premium - National | 0 | 0 | NM | 0 | 0 | 0 |
| Direct Premium - Florida | 0 | 0 | NM | 0 | 0 | 0 |
| PAB: % of Policyholders Surplus | 0.1% | 0.1% | -2.9% | 0.0% | 0.0% | 0.0% |
| Gross Premium to Surplus Ratio (IRIS #1) | 0.0% | 0.0% | NM | 0.0% | 0.0% | 0.0% |
| Net Premium to Surplus Ratio (IRIS #2) | 0.0% | 0.0% | NM | 0.0% | 0.0% | 0.0% |
| % of Direct Premium in Florida | 0.0% | 0.0% | NM | 0.0% | 0.0% | 0.0% |
| Liabilities to Assets Ratio | 0.0% | 0.3% | -91.3% | 0.1% | 0.2% | 0.1% |
| Debt to Equity Ratio | 0.0% | 0.3% | -91.4% | 0.1% | 0.2% | 0.1% |


| | | | | | | |
|--------------------------------------|----|----|------|----|----|----|
| Combined Ratio | 0% | 0% | 0.0% | 0% | 0% | 0% |
| Losses Incurred Ratio | 0% | 0% | 0.0% | 0% | 0% | 0% |
| Loss Expenses Incurred Ratio | 0% | 0% | 0.0% | 0% | 0% | 0% |
| Other U/W Exp. Incurred Ratio | 0% | 0% | 0.0% | 0% | 0% | 0% |

| Reinsurers (Top 5) | Reinsurance Class | Reins. Authorization | Gross Recovery* | Over 120 Days Overdue |
|-------------------------|---------------------------------------|----------------------|-----------------|-----------------------|
| Travelers Indemnity Co. | US Affiliated Non-captive Non-pooling | Authorized | 19,606 | 0 |
| | | | | |
| | | | | |
| | | | | |
| | | | | |


Direct Premium



Major Lines of Business in FL - 2024



Top States - 2024



* Data displayed in \$000

NM: The value is outside of the meaningful range for this item.