

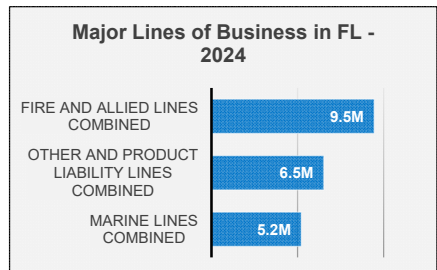
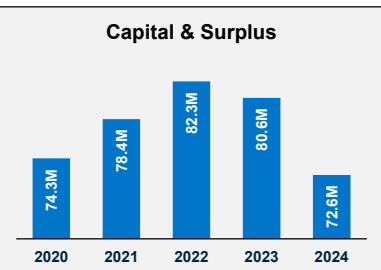
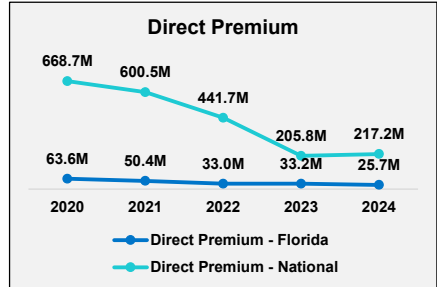


# Interstate Fire & Casualty Company

## Insurer Financial Report 2024 | Annual

FEIN: 36-2259886  
 NAIC: 22829  
 A.M.Best: A+  
 State of Domicile: Illinois  
 Main Office: Chicago, IL  
 Parent: Fireman's Fund Ins Co  
 Incorporation Date: 10/31/1950  
 Website: commercial.allianz.com

Financial Highlights	2024	2023	% Change	2022	2021	2020
Total Admitted Assets	251,756,328	256,574,972	-1.9%	295,140,410	371,146,599	338,124,341
Total Liabilities	179,148,852	176,003,185	1.8%	212,878,567	292,778,972	263,803,378
Capital & Surplus	72,607,476	80,571,787	-9.9%	82,261,843	78,367,627	74,320,963
Premiums and Agent's Balances	0	0	NM	0	0	0
Losses	0	0	NM	0	0	0
Loss Adjustment Expenses	0	0	NM	0	0	0
Underwriting Gain/Loss	0	0	NM	0	0	0
Net Income (Loss) After Tax	1,689,111	1,948,213	-13.3%	1,806,303	3,227,496	4,074,779
Cash Flow from Operations	1,895,101	1,845,195	2.7%	2,144,809	1,626,282	2,753,012
Unrealized Capital Gains (Losses)	19,138	(329,260)	105.8%	(398,900)	(659,164)	(706,047)
Gross Premium	214,259,862	212,446,858	0.9%	466,094,166	646,010,674	715,327,624
Net Premium	0	0	NM	0	0	0
Direct Premium - National	217,151,897	205,756,094	5.5%	441,675,816	600,516,208	668,706,124
Direct Premium - Florida	25,693,599	33,206,713	-22.6%	33,021,140	50,398,854	63,637,379



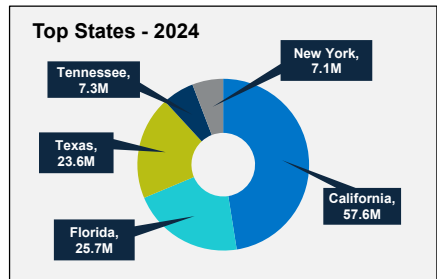
PAB: % of Policyholders Surplus	0.0%	0.0%	NM	0.0%	0.0%	0.0%
Gross Premium to Surplus Ratio (IRIS #1)	295.1%	263.7%	11.9%	566.6%	824.3%	962.5%
Net Premium to Surplus Ratio (IRIS #2)	0.0%	0.0%	NM	0.0%	0.0%	0.0%
% of Direct Premium in Florida	11.8%	16.1%	-26.7%	7.5%	8.4%	9.5%
Liabilities to Assets Ratio	71.2%	68.6%	3.7%	72.1%	78.9%	78.0%
Debt to Equity Ratio	246.7%	218.4%	13.0%	258.8%	373.6%	355.0%

**Comments / Notes**

- Debt/Equity ratio appears high
- Co cedes 100% of its premiums to its parent under the company's pooling agreement. Participation is 0%.
- IRIS ratios #7, 8, and 9 are outside the usual range.
- FL DPW decreased 22.6% YOY.

Combined Ratio	0%	0%	0.0%	0%	0%	0%
Losses Incurred Ratio	0%	0%	0.0%	0%	0%	0%
Loss Expenses Incurred Ratio	0%	0%	0.0%	0%	0%	0%
Other U/W Exp. Incurred Ratio	0%	0%	0.0%	0%	0%	0%

Reinsurers (Top 5)	Reinsurance Class	Reins. Authorization	Gross Recovery*	Over 120 Days Overdue
Fireman's Fund Insurance Co. (21873)	US Affiliated Pooling	Authorized	600,890	0
Allianz Reinsurance Am Inc. (21911)	US Affiliated Non-captive Non-pooling	Authorized	187,340	0
Allianz Risk Transfer (Bermuda)	Non-US Affiliated Non-captive	Unauthorized	132,038	325
Allianz Risk Transfer AG	Non-US Affiliated Non-captive	Unauthorized	35,348	0
Münchener Rückversicherungs-Ge	Non-US Unaffiliated	Unauthorized	30,110	0



\* Data displayed in \$000

NM: The value is outside of the meaningful range for this item.