

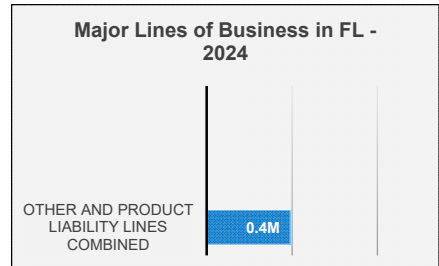
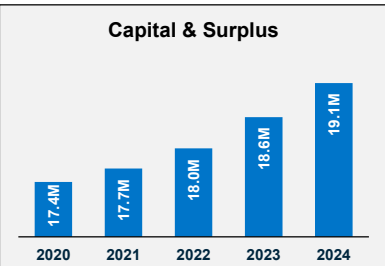
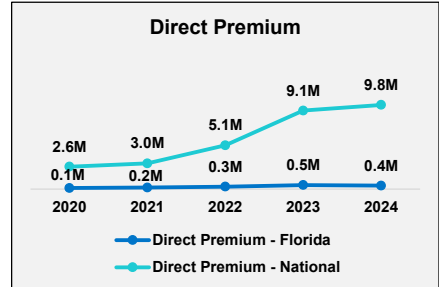


# Mid-Continent Excess and Surplus Insurance Company

Insurer Financial Report  
2024 | Annual

FEIN: 38-3803661  
NAIC: 13794  
A.M.Best: A+  
State of Domicile: Ohio  
Main Office: Tulsa, OK  
Parent: Mid-Continent Casualty Co.  
Incorporation Date: 7/10/2009  
Website: www.mcg-ins.com

Financial Highlights	2024	2023	% Change	2022	2021	2020
Total Admitted Assets	19,188,384	18,583,770	3.3%	18,039,333	17,681,448	17,449,332
Total Liabilities	42,055	23,846	76.4%	15,566	3,750	2,781
Capital & Surplus	19,146,329	18,559,924	3.2%	18,023,767	17,677,698	17,446,551
Premiums and Agent's Balances	0	0	N/A	0	0	0
Losses	0	0	N/A	0	0	0
Loss Adjustment Expenses	0	0	N/A	0	0	0
Underwriting Gain/Loss	0	0	N/A	0	0	0
Net Income (Loss) After Tax	603,815	552,078	9.4%	351,949	230,306	373,064
Cash Flow from Operations	518,353	475,647	9.0%	336,333	281,979	408,408
Unrealized Capital Gains (Losses)	0	0	N/A	0	0	0
Gross Premium	9,778,725	9,121,976	7.2%	5,085,705	2,985,676	2,599,242
Net Premium	0	0	N/A	0	0	0
Direct Premium - National	9,778,725	9,121,976	7.2%	5,085,705	2,985,676	2,599,242
Direct Premium - Florida	391,155	461,537	-15.2%	276,186	168,596	121,697



PAB: % of Policyholders Surplus	0.0%	0.0%	N/A	0.0%	0.0%	0.0%
Gross Premium to Surplus Ratio (IRIS #1)	51.1%	49.1%	3.9%	28.2%	16.9%	14.9%
Net Premium to Surplus Ratio (IRIS #2)	0.0%	0.0%	N/A	0.0%	0.0%	0.0%
% of Direct Premium in Florida	4.0%	5.1%	-20.9%	5.4%	5.6%	4.7%
Liabilities to Assets Ratio	0.2%	0.1%	70.8%	0.1%	0.0%	0.0%
Debt to Equity Ratio	0.2%	0.1%	71.0%	0.1%	0.0%	0.0%

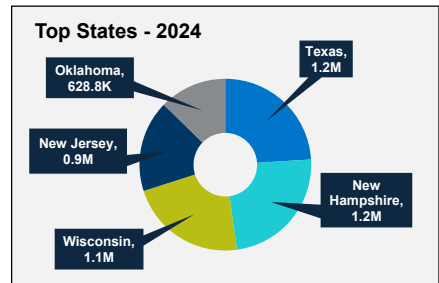
**Comments / Notes**

- Co. participates in an Intercompany Pooling Agreement and cedes 100% of business to Mid-Continent Casualty Company.

- FL Direct Premium decreased 15.2% YOY.

Combined Ratio	0	0%	0.0%	0%	0%	0%
Losses Incurred Ratio	0	0%	0.0%	0%	0%	0%
Loss Expenses Incurred Ratio	0	0%	0.0%	0%	0%	0%
Other U/W Exp. Incurred Ratio	0	0%	0.0%	0%	0%	0%

Reinsurers (Top 5)	Reinsurance Class	Reins. Authorization	Gross Recovery*	Over 120 Days Overdue
Mid-Continent Casualty Co.	US Affiliated Pooling	Authorized	9,169	0



\* Data displayed in \$000  
NM: The value is outside of the meaningful range for this item.