

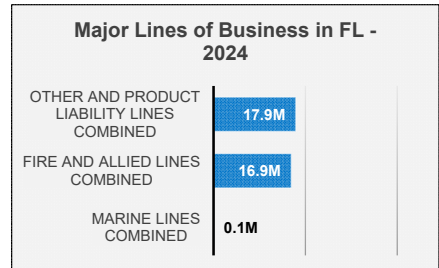
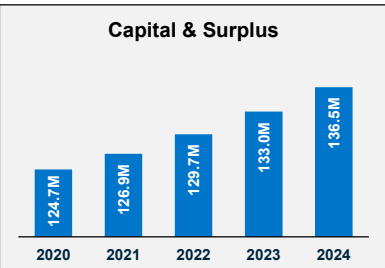
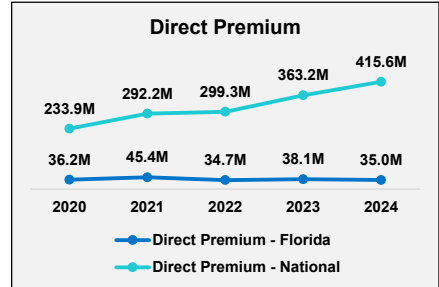


# Northfield Insurance Company

## Insurer Financial Report 2024 | Annual

FEIN: 41-0983992  
 NAIC: 27987  
 A.M.Best: A++  
 State of Domicile: Iowa  
 Main Office: Hartford, CT  
 Parent: Northland Insurance Co.  
 Incorporation Date: 2/15/1972  
 Website: www.northlandins.com

Financial Highlights	2024	2023	% Change	2022	2021	2020
Total Admitted Assets	168,120,402	161,203,303	4.3%	149,495,473	149,100,806	145,829,526
Total Liabilities	31,656,886	28,226,177	12.2%	19,779,822	22,177,982	21,146,581
Capital & Surplus	136,463,517	132,977,126	2.6%	129,715,651	126,922,824	124,682,945
Premiums and Agent's Balances	0	0	NM	0	0	0
Losses	0	0	NM	0	0	0
Loss Adjustment Expenses	0	0	NM	0	0	0
Underwriting Gain/Loss	0	0	NM	0	0	0
Net Income (Loss) After Tax	3,038,830	2,544,342	19.4%	2,249,893	1,870,709	20,124,875
Cash Flow from Operations	(4,203,870)	16,794,643	-125.0%	(105,940)	(257,840)	(228,386,320)
Unrealized Capital Gains (Losses)	0	0	NM	0	0	0
Gross Premium	415,643,573	363,223,023	14.4%	299,317,716	292,177,445	174,267,875
Net Premium	0	0	NM	0	0	(59,631,306)
Direct Premium - National	415,643,573	363,223,023	14.4%	299,317,716	292,177,445	233,899,181
Direct Premium - Florida	34,990,667	38,070,148	-8.1%	34,666,427	45,443,386	36,152,969



PAB: % of Policyholders Surplus	0.0%	0.0%	NM	0.0%	0.0%	0.0%
Gross Premium to Surplus Ratio (IRIS #1)	304.6%	273.1%	11.5%	230.7%	230.2%	139.8%
Net Premium to Surplus Ratio (IRIS #2)	0.0%	0.0%	NM	0.0%	0.0%	-47.8%
% of Direct Premium in Florida	8.4%	10.5%	-19.7%	11.6%	15.6%	15.5%
Liabilities to Assets Ratio	18.8%	17.5%	7.5%	13.2%	14.9%	14.5%
Debt to Equity Ratio	23.2%	21.2%	9.3%	15.2%	17.5%	17.0%

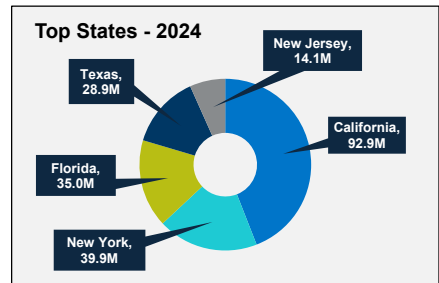
**Comments / Notes**

- Co is a participant in a reinsurance intercompany pooling agreement with a 0% participation rate.

- FL DPW decreased 8.1% YOY.

Combined Ratio	0%	0%	0.0%	0%	0%	0%
Losses Incurred Ratio	0%	0%	0.0%	0%	0%	0%
Loss Expenses Incurred Ratio	0%	0%	0.0%	0%	0%	0%
Other U/W Exp. Incurred Ratio	0%	0%	0.0%	0%	0%	0%

Reinsurers (Top 5)	Reinsurance Class	Reins. Authorization	Gross Recovery*	Over 120 Days Overdue
Travelers Indemnity Co.	US Affiliated Pooling	Authorized	737,583	0



\* Data displayed in \$000  
 NM: The value is outside of the meaningful range for this item.