



Florida Surplus Lines Service Office

4Q21

SUBMIT DATE
REPORT



FACILITATING COMPLIANCE THROUGH INNOVATIVE SOLUTIONS

FLORIDA MARKETPLACE ACTIVITY

TOTAL 4Q21 FLORIDA PREMIUM



↑ 26%
FROM 4Q20

4Q21 PREMIUM & POLICY COUNT

	4Q	YTD	FROM 4Q20
Total Premium	\$2,177,700,490	\$9,522,287,983	↑ 26%
Total Policy Count	278,444	1,232,516	↓ 8%
Average Cost Per Policy	\$7,821	\$7,726	↑ 37%

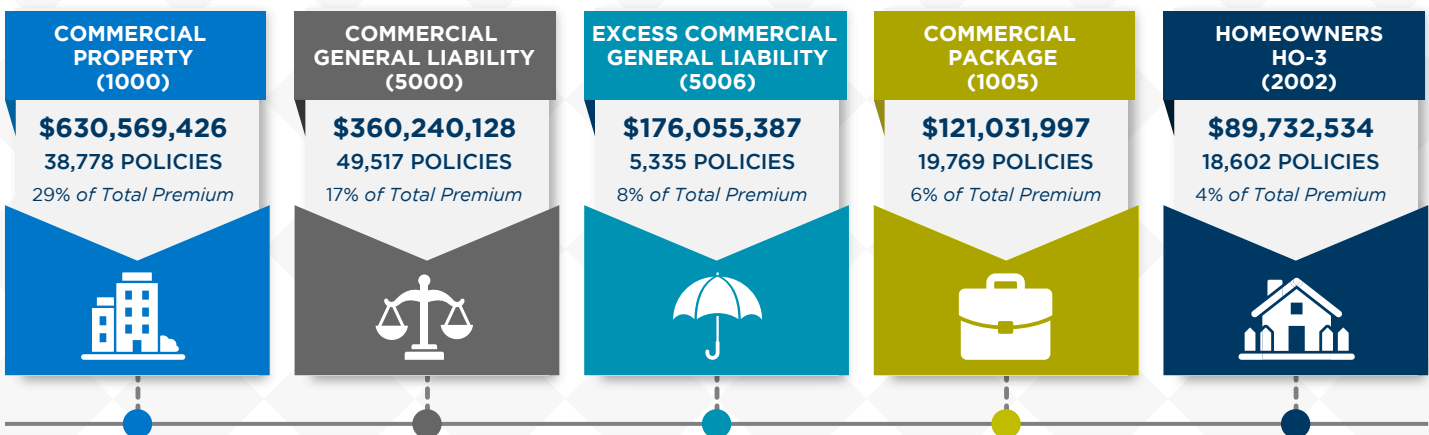
4Q21 TAXES, FEES, & ASSESSMENTS

	4Q	YTD
Taxes	\$102,540,415	\$436,690,604
Fees	\$1,827,007	\$7,741,045
Assessments	\$366,612	\$1,713,554

TOP INSURERS BY PREMIUM

4Q21 RANK	INSURER	PREMIUM	PERCENT OF TOTAL PREMIUM	4Q20 RANK
1	UNDERWRITERS AT LLOYD'S, LONDON	\$413,272,861	19%	1
2	LEXINGTON INSURANCE COMPANY	\$62,955,981	3%	2
3	WESTCHESTER SURPLUS LINES INSURANCE COMPANY	\$59,736,253	3%	5
4	QBE SPECIALTY INSURANCE COMPANY	\$58,669,097	3%	4
5	NATIONAL FIRE AND MARINE INSURANCE COMPANY	\$55,663,149	3%	3

TOP COVERAGES BY PREMIUM



Data herein is based upon policy transactions submitted between 10/01/21 and 12/31/21 and is current as of 01/01/22. All figures have been rounded to the nearest dollar amount.

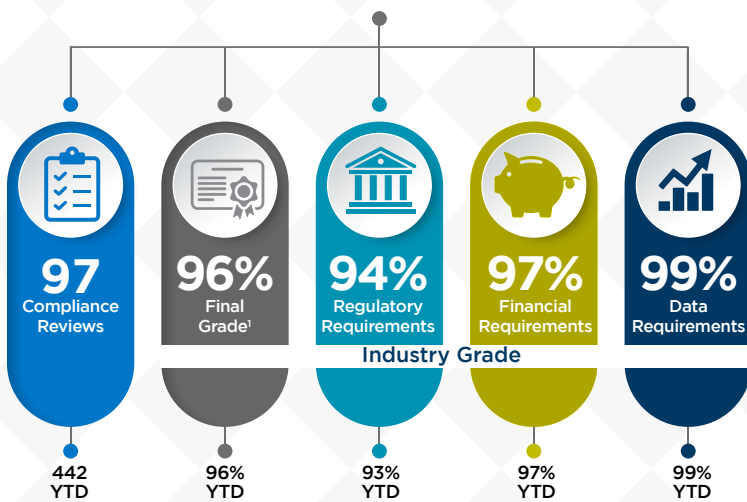
AGENT ACTIVITY

● Resident ● Non-Resident



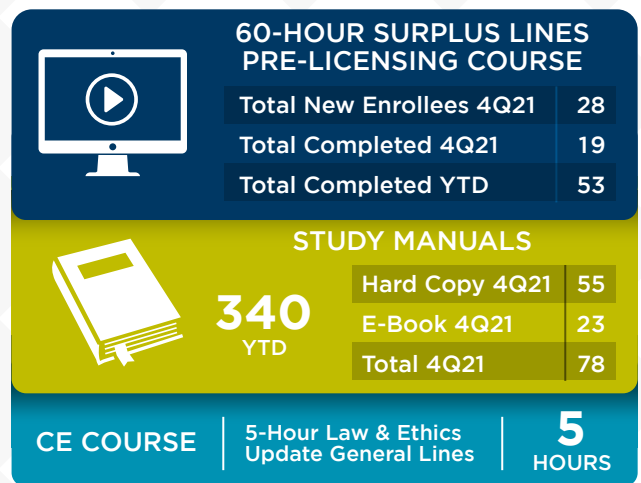
MARKETPLACE MONITORING

COMPLIANCE REVIEW



Industry Grade

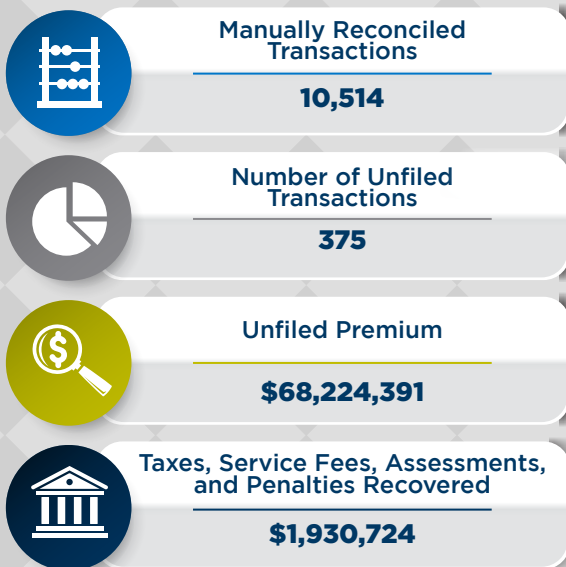
EDUCATION



¹Weighted average of regulatory requirements, financial requirements, and data requirements.

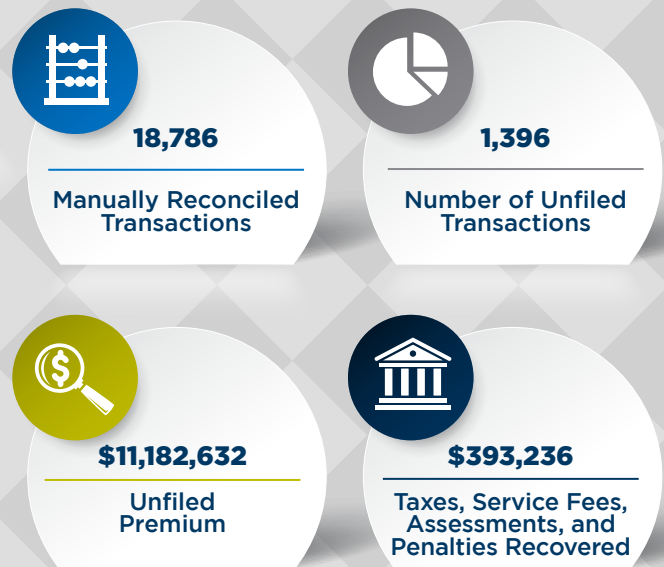
FINANCIAL REVIEWS

PREMIUM RECONCILIATION



Taxes, Service Fees, Assessments, and Penalties Recovered YTD | **\$5,400,731**
 Unfiled Premium YTD | **\$237,934,558**

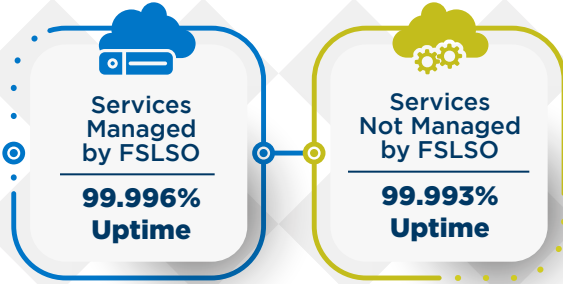
PRODUCTION LEDGER REVIEW



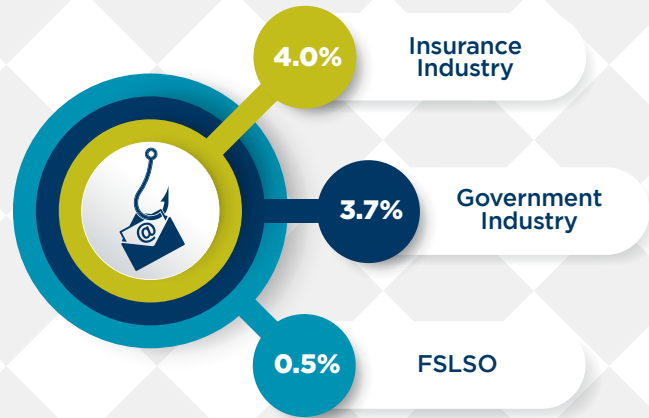
Taxes, Service Fees, Assessments, and Penalties Recovered YTD | **\$3,887,205**
 Unfiled Premium YTD | **\$84,447,846**

INFORMATION TECHNOLOGY

2021 1Q-4Q UPTIME OF FSLSO IT RESOURCES



EMAIL PHISH-PRONE PERCENTAGE

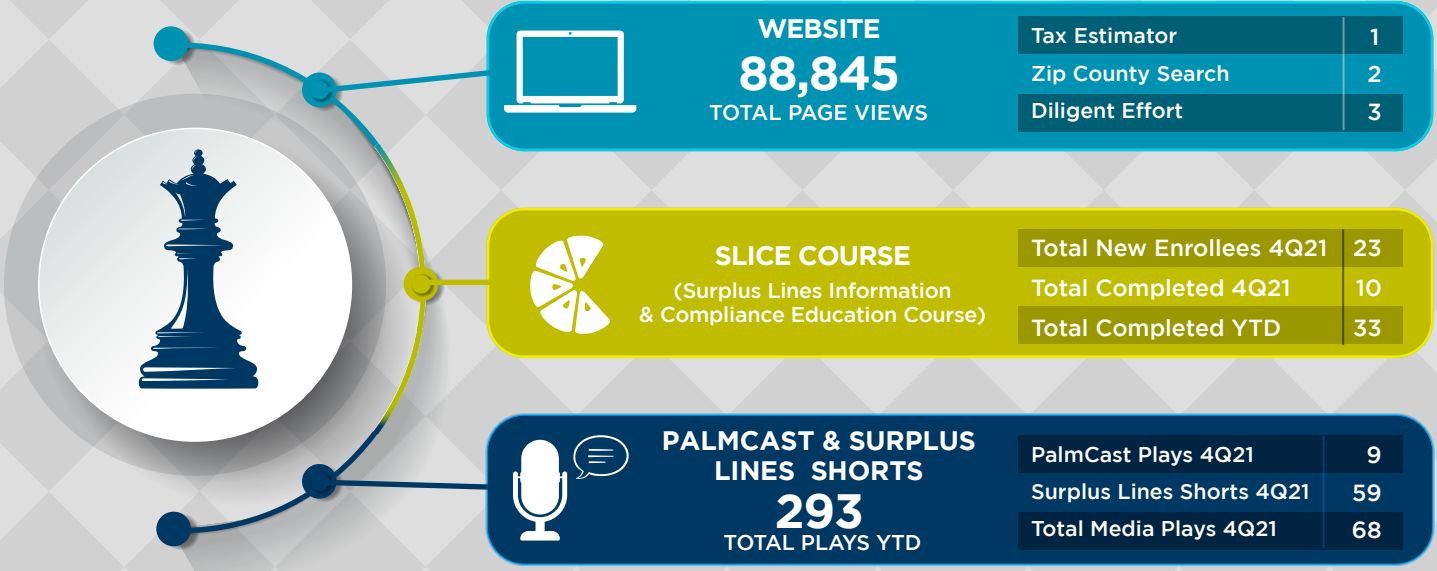


CYBERSECURITY RISK ASSESSMENT

Exceptions Noted	0
Recommendations	0

PRODUCT & BUSINESS DEVELOPMENT

FEATURED PRODUCTS & SERVICES



ELECTRONIC COMMUNICATION

	E-News, E-Alerts, & Advisors	21
	Viewed by Customers	20%
	Electronic News Sent YTD	75

SOCIAL MEDIA

Posts	27	27	27	27
Impressions	9,138	2,476	355	751

COMMUNITY OUTREACH

Kids Inc. Holiday Happiness

CUSTOMER OUTREACH

AICP 2021 Annual Conference | Fall Surplus Lines Law Group Meeting
 Stamping Office Managers Meeting | NAIC Fall National Meeting